

Verónica Real Morte



Basic English for **BEAUTY THERAPY**

Student's Book

Primera edición, 2026

Autoras: Verónica Real Morte

Maquetación: Verónica Real Morte

Edita: Educàlia Editorial

ISBN:

Depósito Legal:

Cubierta diseñada con imágenes de Freepik [<https://www.freepik.com/>]

Printed in Spain / Impreso en España

Todos los derechos reservados. No está permitida la reimpresión de ninguna parte de este libro, ni de imágenes ni de texto, ni tampoco su reproducción, ni utilización, en cualquier forma o por cualquier medio, bien sea electrónico, mecánico o de otro modo, tanto conocida como los que puedan inventarse, incluyendo el fotocopiado o grabación, ni está permitido almacenarlo en un sistema de información y recuperación sin el permiso anticipado y por escrito del editor.

Alguna de las imágenes que incluye este libro son reproducciones que se han realizado acogiéndose al derecho de cita que aparece en el artículo 32 de la Ley 22/1987, del 11 de noviembre, de la Propiedad intelectual. Educàlia Editorial agradece a todas las instituciones, tanto públicas como privadas, citadas en estas páginas, su colaboración y pide disculpas por la posible omisión involuntaria de algunas de ellas.

Educàlia Editorial, S.L.

Avda. Jacarandas, 2, loft 327, 46100 Burjassot-Valencia

Tels. 960 624 309 - 963 768 542 - 610 900 111

E-mail: educaliaeditorial@e-ducalia.com

<https://www.e-ducalia.com/libros-texto-fp-ciclos.php>

Verónica Real Morte



Basic English for **BEAUTY THERAPY**

Student's Book

Contents

	Vocabulary	Reading	Grammar
Unit 1 Careers	Jobs in beauty Workplaces	Careers in beauty and hairdressing	Present simple
Unit 2 Tools and supplies	Salon furniture Beauty tools and supplies	Setting up a selfie station	Present continuous
Review - Units 1-2		Glossary - Units 1-2	
Unit 3 Makeup	Makeup products Makeup tools	Makeup through history	Comparatives and superlatives
Unit 4 Cosmetics	Skincare products	Being a hair and beauty influencer	Modal verbs
Review - Units 3-4		Glossary - Units 3-4	
Unit 5 Services and treatments	Beauty services Beauty treatments	Crazy beauty salon services around the world	Past simple
Unit 6 The world of work	Employment Skills and personal qualities	Job offers	Future: <i>be going to</i> and <i>will</i>
Review - Units 5-6		Glossary - Units 5-6	

Listening

Speaking

Writing

Studying beauty therapy	Making an appointment	An informal email	Get more technical: Skin types
Ordering supplies	Welcoming a client	Describing a picture	Project: A hair and beauty salon presentation
A make-up consultation	Communicating during a makeup service	A client record card	Get more technical: Face parts
Instructions	Selling a product	Giving advice	Project: An unboxing video
A podcast	Giving a manicure	An experience	Get more technical: Nails
Job interview tips	A job interview	A cover letter Europass CV	Project: A video CV

Vocabulary: Salon furniture; beauty tools and supplies
Reading: Setting up a salon selfie station

Grammar: Present continuous
Listening: Ordering supplies

Speaking: Welcoming a client
Writing: Describing a picture

DON'T FORGET

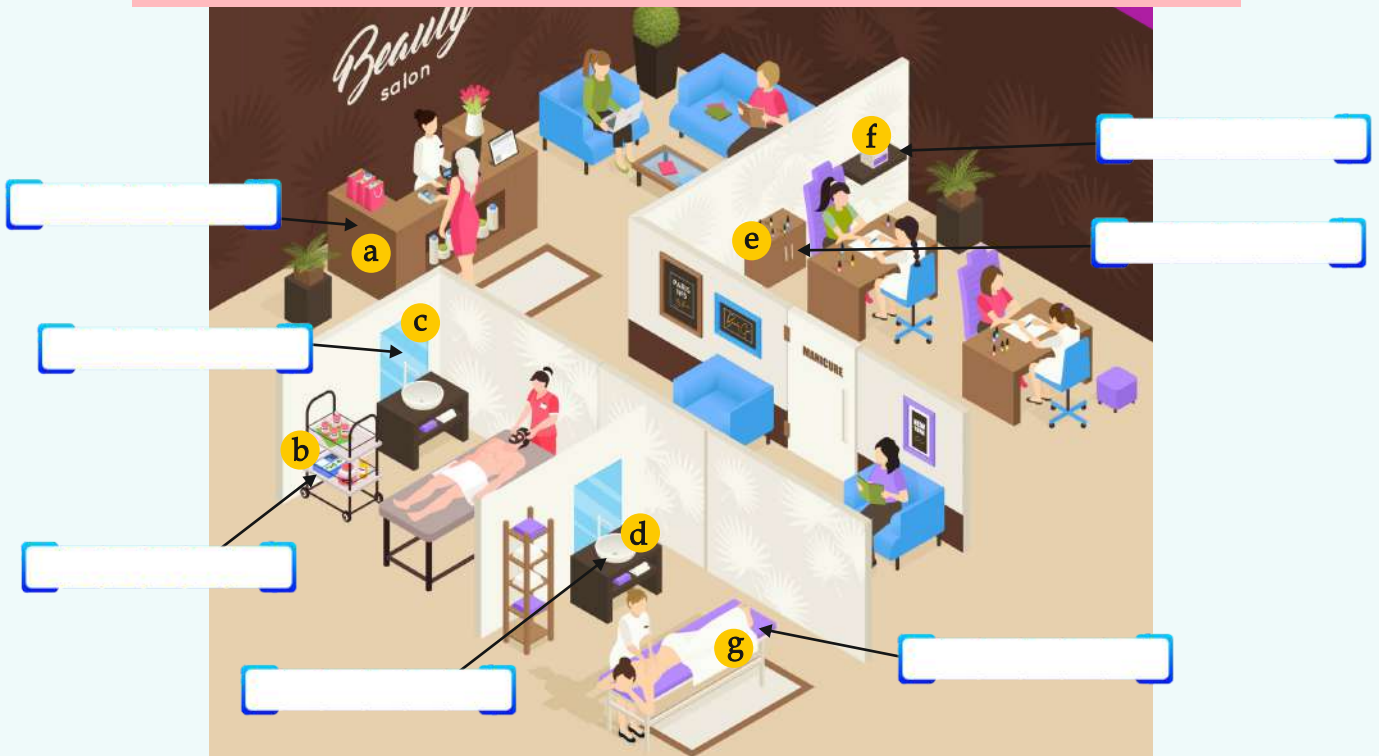
The plural of **shelf** is **shelves**.

One *shelf* → two *shelves*.

Salon furniture

1 Label the picture with the words in the box.

sink · shelf · reception desk · massage table · mirror · trolley · cabinet



2 Read the sentences about the picture above and decide if they are true or false. Correct the false ones.

- a) There are some towels on the trolley.
- b) There is a client at the reception desk.
- c) There are four massage tables.
- d) There is a mirror in the waiting area.
- e) There are two shelves in the nail area.
- f) There is a brown cabinet.
- g) There aren't any sinks in the treatment rooms.

3 Work in pairs. Ask and answer the questions about your school's salon.

- a) How many massage tables are there?
- b) What do you keep in the cabinets?
- c) Are there any sofas in the waiting area?
- d) Are there any sinks? How many?

4 Read the text about Mary Kay's smart mirror. Do you know any similar mirrors or apps?

Did You Know?

The brand Mary Kay has a smart mirror that uses Augmented Reality to show how make-up products and colours look on you. To control it, you don't need to touch it – you just use your voice or face.

It also has an app you can use to stay connected with your beauty consultant, ask for advice and book appointments.



Beauty tools and supplies

5 Label the pictures with the words in the box.

cotton pads · towels · blanket · cotton buds · gloves
facial steamer · wax heater · sheet · magnifying lamp



6 Choose the correct answer.


- a) Clients use a **blanket** / a **cotton bud** to stay warm during a treatment.
- b) A **wax heater** / **facial steamer** makes the wax hot.
- c) You put **gloves** / **towels** on your hands.
- d) You use a **blanket** / **magnifying lamp** to see the skin very well.
- e) You put a clean **sheet** / **cotton pad** on the massage table.
- f) A **wax heater** / **facial steamer** is used to open the pores.
- g) You use **cotton buds** / **cotton pads** to clean the face and remove makeup.
- h) You dry your hands and face with **towels** / **gloves**.
- i) You use **cotton buds** / **sheets** for small details, like cleaning eyeliner.

7 Complete the table with the words in exercise 5.

Disposables	Electrical equipment	Textiles

8 Work in pairs. Ask and answer the following questions.

- a) Do you use cotton pads or wipes to remove your makeup?
- b) Do you have magnifying lamps in your school? How many?
- c) How often do you wash the dirty towels in the school? Where do you wash them?
- d) What do you put on the massage tables in the school: sheets or paper?

 **1 Work in pairs. Ask and answer the questions.**

- Do you like taking selfies? Why or why not?
- Do you share photos of your makeup and nails on social media?

Setting up a salon selfie station

Today many people love sharing their best moments on social media. That is why it is a good idea to have a selfie station in your salon.

A selfie station is a special area where clients can take photos of their new hairstyles and makeup. It's a fun and creative way to attract more clients and **improve** their salon experience. Here are some tips to help you create one:

Choose a spot with good light to make sure everyone looks great in their selfies. If you don't have natural light, you can use a ring light or some LED lights.


Add **comfortable** seating around the mirror to make clients feel relaxed while they take photos. You can also include a small table or shelf where clients can place their stuff.

Decorate the area with fun backgrounds that show your salon's style. For example, you could paint a cool saying on the wall or get a bright neon sign.

Make sure there are **sockets** or charging stations and Wi-Fi access so clients can charge their phones and **share** their photos on social media.

Client selfies can be great marketing tools for your salon, so it is important to show your salon's name clearly in the selfie station. In addition, you can tell your clients to use a specific hashtag and tag your salon when they post their pictures. This way, when they share their photos, everyone will know where they are.





Reading comprehension

2 Decide if the following sentences are true (T) or false (F) according to the information in the text. Correct the false sentences.

- Clients use selfie stations to take photos of the hair salon.
- It's a good idea to have some furniture where clients can put their things.
- Clients should have a place to charge their phones near the selfie station.
- Client selfies don't help show your salon to others.
- It is recommended to tell your clients to add a hashtag that they like when they post their selfies.

3 Answer the questions according to the information in the text.

- What can you do if there isn't natural light in the selfie station area?
- What is the purpose of adding comfortable seating around the mirror?
- How can you decorate the selfie station area?
- What is the benefit of adding Wi-Fi access to the selfie station?

4 There are some words in bold in the text. Use them to complete the following sentences.

- There are many posters on the
- Please your opinion about our salon on Google.
- Are there any available to plug in my hairdryer?
- I'm doing a haircutting course to my skills.
- Our styling chairs aren't very We need new ones.

5 Work in pairs. Imagine you are designing a selfie station for your salon. Answer the following questions to describe how it would look. Then share your ideas with your classmates.

Location: In which part of the salon is it located?

Lighting: Is there natural light?

Seating: What kind of seating is there?

Decorations: How is it decorated?

Technology: Is there Wi-Fi connection or charging stations?

Social media: Do you have a specific hashtag? Which one?



Present continuous

1 Read the explanation.

The present continuous is used to talk about things that are happening now.

- The boy **is cutting** his hair.
- He **isn't watching** TV right now.



AFFIRMATIVE			NEGATIVE		
I	am	working.	I	'm not	working.
You	are		You	aren't	
He	is		He	isn't	
She			She		
It			It		
We			We		
You	are		You	aren't	
They		They			

2 Choose the correct answer.


- a) We **is doing** / **are doing** a pedicure.
- b) The therapist **is giving** / **are giving** a massage.
- c) She **is shopping** / **are shopping** for clothes.
- d) Edward **is learning** / **are learning** Japanese.
- e) They **isn't using** / **aren't using** their mobiles right now.
- f) The bird **isn't flying** / **aren't flying** at the moment.

3 Complete with the verbs in brackets. Use the present continuous. Where are the people?

- a) He (wait) for the bus.
- b) They (have) dinner.
The waiter (come).
- c) We (study). We can't talk now.
- d) I (send) a parcel.
- e) Susan (watch) a film with her friends. They (eat) popcorn.

4 Complete the sentences with the verbs in brackets. Use the present continuous. Then look at the pictures and write T (true) or F (false).

- a) Emily (read).
- b) Grace (not talk) on the phone.
- c) Henry (give) a message to a client.
- d) Charlotte and her client (drink) coffee.
- e) Henry's client (sit) in a styling chair.
- f) Emma (have) a bath.
- g) Grace (wear) glasses.
- h) Emily and Henry (not cry).



5 Complete the sentences with the verbs from the box. Use the present continuous.

comb · watch · buy · clean · not do

- a) We a video tutorial.
- b) I my hair.
- c) The students an exam right now.
- d) Shannon and Laura the tickets for the concert.
- e) Matt the floor.

6 Read the explanation.

The present continuous is used to ask about things that are happening now.

- Is the woman **doing** her makeup?

- Yes, she **is**.

INTERROGATIVE				ANSWERS					
(Wh-)	am	I	working?	Yes,	I	am.	No,	I	'm not.
	are	you			you	are.		you	aren't.
	is	he she it			he she it	is.		he she it	isn't.
		we			we			we	
	are	you			you	are.		you	aren't.
		they			they			they	



7 Make questions in the present continuous. Then look at the pictures and answer the questions.

- Sarah/use/a brush.
- Abbie/do /a facial.
- Megan/wax/her client's legs.
- Lyla and Megan /wear/a pink t-shirt.
- Lyla /give /a pedicure.
- Jacob/wash/his client's hair.
- Sarah and Lyla /sit/on a chair.

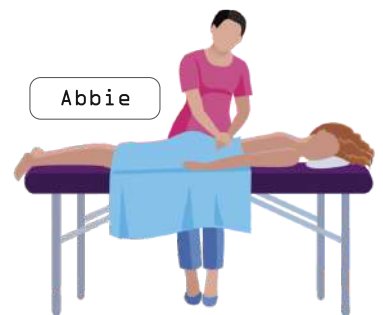
Sarah



Megan



Abbie



Lyla



Jacob



8 Work in pairs. Ask and answer these questions.

- What are you doing right now?
- Are you using a computer?
- Where are you sitting?
- Is it raining outside right now?
- What is your teacher wearing?

Ordering supplies

1 Label the pictures with the words in the box.

- 1) fan brush
- 2) disposable cap
- 3) wax strips
- 4) depressors



a



b



c



d

2 Listen to a conversation between a beautician and a cosmetics sales representative. Decide if the sentences are True (T) or false (F). Correct the false sentences.

- a) Isabella orders 20 fan brushes.
- b) The disposable caps that Isabella orders are non-elastic.
- c) Each box of wax strips has 50 wax strips.
- d) Isabella orders depressors for body treatments.
- e) The sales representative says delivery will be in 2 to 4 days.

3 Listen again and complete the sentences with the missing words.

- a) I'd like to make an
- b) Which would you like?
- c) Do you need else?
- d) Can you the delivery date?
- e) Thank you very much for your

4 Read the conversation on page 73 and create a similar dialogue ordering some supplies for your hair salon.



Welcoming a client

1 Complete the dialogue between a receptionist and a client with the words in the box.

schedule · ready · follow · seat · coat

Receptionist: Good morning! Welcome to SG Salon. How can I help you today?

Client: Hi, I have an appointment for a facial.

Receptionist: Lovely! What's your name, please?

Client: My name is Anna.

Receptionist: Thank you, Anna. Let me check our a).....

Ah, yes, I see your appointment here. Please take a

b)..... Your beautician will be with you in 5 minutes.

May I take your c)..... and bag for you?

Client: Yes, sure. Thank you.

Receptionist: Would you like some water or tea while you wait?

Client: I'd like some water, please.

Receptionist: Here you are. If you need anything, just let me know.

Client: Thanks!

Receptionist: You're welcome.

10 minutes later


Receptionist: Anna, the beautician is d)..... for you now. Please e)..... me.

Client: Great, thank you!

Receptionist: You're welcome. Enjoy your visit!

DON'T FORGET

The word "minutes" is pronounced /'mɪnɪts/, sounding like "MIN-its".



2 Work in pairs. Role-play a similar situation. Then change roles.

Student A

You are a receptionist. Greet your client and make sure they are comfortable until their appointment.

Student B

You are a client who has an appointment at the beauty salon. Answer the receptionist's questions and offers politely.



USEFUL LANGUAGE

- Welcome to (salon name). How can I help you?
- Do you have an appointment?
- What's your name, please?
- What time was your appointment?
- Let me check our schedule.
- Please take a seat.
- May I take your coat and bag for you?
- Your beautician will come soon.
- Would you like some...?
- Here you are.
- If you need anything, just let me know.
- The beautician is ready for you now.
- Please follow me.



Describing pictures




This is a photo of a makeup artist and her client in a beauty salon.

You can see two women in the picture. The client is the woman with long blonde hair and the makeup artist has long brown hair.

In the background, there are mirrors with bright light and shelves with products. In the foreground, there are many different makeup products on the table. For example, brushes, lipsticks and an eyeshadow palette.

The client is sitting on a black styling chair. She is smiling. The makeup artist is standing and she is applying makeup to the client. She is using a small brush.

1 Look at the picture and describe it.




2 Find a picture of people in a beauty salon and write a description. Include the following information.

1. Introduction.
2. Describe the actions.
3. Describe the objects.
4. Describe the appearance of the people.

USEFUL LANGUAGE

- This is a photo of...
- You can see...
- There is... / There are...
- On the left... / On the right...
- In the background... / In the foreground...
- The beautician / The client is + verb + -ing.

PREPOSITIONS OF PLACE



PROJECT

A HAIR & BEAUTY SALON PRESENTATION



Practising **presentations** helps you feel more confident when you have to speak in English in public.

With this project, you will get better at talking in front of people and learn how to present information in a clear and interesting way.

PROJECT

1 TASK

You are going to give a presentation about a hair and beauty salon.

2 RESEARCH AND PLANNING

Plan the presentation. Include the following information:

- Introduction:

Name and location of the salon.

- Description of workers:

Mention the workers and describe their roles.

- Description of furniture:

Mention and describe some pieces of furniture.

- Description of tools:

Mention and describe some tools.

- Services offered:

Describe some basic services.

3 ACTION!

Create a visual presentation and present the project to the class.

Speak slowly and clearly.



USEFUL LANGUAGE

Introduction:

- Today, I will talk about (salon name).
- This salon is located in (town, neighbourhood).

Description of workers:

- This is the receptionist. She greets clients and books appointments.
- These are the beauticians. They give facials and massages.

Description of furniture:

- This is the reception desk. Clients check in here.
- These are the treatment tables. They are comfortable.

Description of tools:

- These are our nail files and brushes. We use them for manicures and pedicures.

Services offered:

- We offer facials and skin treatments.
- We give manicures and pedicures.
- We also do waxing.



Vocabulary

1 Complete the text with the words in the box.
There are two words that you don't need to use.

salon · trainee · products · clients ·
beautician · vocational · help · treatments

Laura is a beauty therapy student. In the future she'd like to be a professional 1)..... but she doesn't want to have her own beauty 2)..... She plans to work as a teacher in a 3)..... school.

At school Laura is learning to do different 4)..... Her teachers 5)..... her a lot.

In her free time, she loves watching makeup tutorials and reviews of beauty 6).....



2 Match the tools and supplies with the examples.

cotton buds · steamer · blanket
magnifying lamp · gloves

- a) Laura uses this to protect her hands during treatments.
- b) Nina uses this machine to see the skin in detail.
- c) David uses this machine to prepare the skin for facials.
- d) Marco uses this to cover his clients during treatments.
- e) Elena uses this to remove makeup.

3 Choose the correct option.

- 1. You can see your reflection in this.
a) Mirror b) Styling chair c) Cabinet
- 2. The stylist keeps tools and products on this mobile unit.
a) Styling station b) Cabinet c) Trolley
- 3. This is used to wash your hands after a treatment.
a) Shelf b) Sink c) Cabinet
- 4. You can store hair care products here.
a) Mirror b) Shelves c) Sink
- 5. Clients lie down there to get a massage.
a) Massage table b) Massage desk

Grammar

4 Complete the sentences with the verbs in brackets. Use the present simple.

- a) Ben (wash) the towels every day.
- b) your sister (work) as a spa therapist?
- c) We (not give) massages.
- d) She always (use) mascara when she does her makeup.
- e) you (clean) the treatment room after work?

5 Complete the sentences with the verbs in brackets. Use the present continuous.

- a) She (prepare) the wax for the next client.
- b) Shhh! You (not listen) to the teacher!
- c) The students (watch) a video about makeup.
- d) We (not work) right now. We (have) a break.
- e) (you/use) the razor?
No, I



6 Complete the sentences with the verbs in brackets. Use the present simple and the present continuous.

- a) Alice (put) the towels in the washing machine right now.
- b) We always (finish) classes at 2 pm.
- c) I (buy) some makeup at the moment.
- d) My mother sometimes (wear) acrylic nails.
- e) We (not open) on Sundays.
- f) the trainee (do) a treatment? Yes, he

Translate the words into your language.

Unit 1

JOBS IN BEAUTY

Beautician -
Beauty consultant -
Beauty instructor -
Beauty trainee -
Hair stylist -
Makeup artist -
Massage therapist -
Nail technician -
Sales representative -
Salon manager -

WORK PLACES

Beauty salon -
Cosmetics shop -
Fashion show -
Nail salon -
Vocational school -
Wellness centre -

BEAUTY THERAPY

Assistant -
Help -
Models -
Products -
Techniques -
Treatments -

Unit 2

SALON FURNITURE

Cabinet -
Massage table -
Mirror -
Reception desk -
Shelf / shelves -
Sink -
Trolley -

BEAUTY TOOLS AND SUPPLIES

Blanket -
Cotton buds -
Cotton pads -
Facial steamer -
Gloves -
Magnifying lamp -
Sheet -
Towels -
Wax heater -

