

INGLÉS ORAL EN ENTORNOS PROFESIONALES

# ORAL ENGLISH AT WORK

**FAMILIA SERVICIOS  
SOCIOCULTURALES Y A LA  
COMUNIDAD**



**BELÉN PASCUAL LENCE**

 **educàlia**  
editorial

**Primera edición, 2025**

**Autora:** Belén Pascual Lence

**Maquetación:** Educàlia Editorial

**Edita:** Educàlia Editorial

**Imprime:** Grupo Digital 82, S.L.

**ISBN:** en trámite

**Depósito legal:** en trámite

Printed in Spain/Impreso en España.

Todos los derechos reservados. No está permitida la reimpresión de ninguna parte de este libro, ni de imágenes ni de texto, ni tampoco su reproducción, ni utilización, en cualquier forma o por cualquier medio, bien sea electrónico, mecánico o de otro modo, tanto conocida como los que puedan inventarse, incluyendo el fotocopiado o grabación, ni está permitido almacenarlo en un sistema de información y recuperación, sin el permiso anticipado y por escrito del editor.

Alguna de las imágenes que incluye este libro son reproducciones que se han realizado acogiendo al derecho de cita que aparece en el artículo 32 de la Ley 22/18987, del 11 de noviembre, de la Propiedad intelectual. Educàlia Editorial agradece a todas las instituciones, tanto públicas como privadas, citadas en estas páginas, su colaboración y pide disculpas por la posible omisión involuntaria de algunas de ellas.

**Educàlia Editorial, S.L.**

Carrer Mestre Esteban Català, 2-bis, 46010 València

Tel: 960 624 309 - 610 900 111


E-mail: [educaliaeditorial@e-ducalia.com](mailto:educaliaeditorial@e-ducalia.com)

[www.e-ducalia.com](http://www.e-ducalia.com)

INGLÉS ORAL EN ENTORNOS PROFESIONALES

# ORAL ENGLISH AT WORK

**FAMILIA SERVICIOS  
SOCIOCULTURALES Y A LA  
COMUNIDAD**



**BELÉN PASCUAL LENCE**

 **educàlia**  
editorial

# Contents

## SPEAKING

## LISTENING

### STARTER UNIT

GETTING TO KNOW  
EACH OTHER

### UNIT 1

WORKING

Jobs  
Working abroad

Videocurriculum

### UNIT 2

HAVING FUN

Animation and tourism

Youth information

### UNIT 3

LEARNING

Children  
Early Years Education

First aid

### UNIT 4

CARING FOR PEOPLE

Vulnerable groups  
Disabilities

Telecare

## USEFUL LANGUAGE

## ORAL PROJECT

## FIND OUT MORE ABOUT...

- Questions
- Descriptions

AT THE JOB FAIR

Europe

- Group management
- Giving instructions

AT THE HOTEL

Culture

- Storytelling
- Past tense

AT THE SCHOOL

Music

- Recommendations
- Conditionals

AT THE NURSING HOME

Communication



# SPeAKING: LEISURE AND TOURISM

What's the meaning of the word **leisure**?

1. Look at the following pictures and describe them. What can you see?



HAVING FUN

2. Make a list of 5 leisure activities that you like doing in your free time. Then, tell your partner about them.

Activity
1 _____
2 _____
3 _____
4 _____
5 _____

Where can you do them?

Who do you do them with?

When can you do them?

What are their benefits?

3. Look at the people below. Think of activities they might like doing in their free time.



4. Do you know what is a *forest school*? Find out about what children can do there, where you can find them and write down some characteristics.



.....

.....

.....

.....

.....

.....

.....

.....

.....

.....

5. **Travelling** is a very common leisure time activity for people of all ages. Talk with your partner about the following questions:

.....

- Do you like travelling? Why? Why not?
- Which was your last trip? Describe it.
- What are the benefits of travelling?
- What different types of travelling are there?
- Do you know which are now the top destinations?



# LISTeNING

1. Listen to Lisa, a student who goes to a Youth Information Centre to look for information about free time activities. Answer the following questions:

- a) Why does Lisa go to a Youth Information Centre?
- b) How long has Mandy worked in the Information Centre?
- c) What does Lisa like doing in her free time?
- d) Which three clubs does Mandy recommend to Lisa?
- e) How can Lisa contact Mandy?



HAVING FUN

2. Say if these sentences are true or false. Explain the false ones.

- 1. A friend recommended Lisa to go to the Youth Information Centre. \_\_\_\_\_  
.....
- 2. Lisa likes practising sports and going clubbing. \_\_\_\_\_  
.....
- 3. The reading club is called "read-me". \_\_\_\_\_  
.....
- 4. The writing and reading clubs are closed in the mornings. \_\_\_\_\_  
.....
- 5. Lisa also likes cooking and she usually cooks in her free time. \_\_\_\_\_  
.....



3. Go to page x and read the transcript. Listen to the recording again and pay attention to the vocabulary and the pronunciation.

4. Look for a Youth Information Centre in your city or town. Find out information about it and then inform your partners.


**Q**

NAME:

LOCATION:

CONTACT:

SERVICES:



## USEFUL LANGUAGE: GROUP MANAGEMENT AND INSTRUCTIONS

### GETTING START

- Good *morning*, everyone!
- Today we are going to *play/ do* ...
- Let's start the *game/ activity*
- The main goal of the *game* is...
- You will need...
- Are you ready?

### GETTING ATTENTION

- Can you hear me?
- Silence, please!
- Be quiet!
- Do you want me to explain that again?
- Do you want me to repeat?

### GIVING INSTRUCTIONS

- Let me explain the *rules/ activity/ game*
- We are going to ...
- You can *do/ play/ move*...
- You can't *do/ play/ move*...
- You must *do/ play/ move*...
- You mustn't *do/ play/ move*.....
- You need to *do/ play/ move*...
- *Go* there! /don't *go* there!
- If you ....
- It's *your* turn!
- It's *his* turn!

### FINISHING

- To summarize/ To sum up / To finish
- Thank you for *participating / playing*
- Did you have fun?
- The *game* is over
- The winner is...



# AT A HOTEL




HAVING FUN

**1. Talk about the following questions with your partner:**

- What services can you find in a hotel? Describe them.
- What do sociocultural animators do at hotels? Give examples.
- Who are the activities usually addressed to?
- Which qualities do they need to do a good job?
- What are the difficulties they may encounter in their job?



**2. Have you ever participated in an activity or event organised by animators or entertainers? Tell your partner about your experience.**



## FINAL PROJECT

HAVING FUN

In this project, students will prepare an activity addressed to a group of teenagers aged from 13 to 18 who are spending their summer holiday in a four-star hotel near the beach. Then, students will role-play the situation. Follow these steps:

1. Choose the moment of the day you are going to do the activity.
2. Decide the type of the activity you are going to do and its goal: game, show, gymkhana, contest, quiz, musical, event, theatre...etc.
3. Prepare the activity. Include an introduction, the body of the activity with the explanation, rules, *dos* and *don'ts*, instructions...and finish with a closure.
4. Make it visual and prepare the necessary prompts.

### CAREFUL WITH YOUR ENGLISH!

- Use the structures on page x.
- Be fluent and sound natural.
- Balance the intervention of all speakers.
- Pay attention to the content and structure.
- Be original and creative.

And the most important...

ENJOY YOURSELF!

### WRITE THE GENERAL IDEA OF YOUR PROJECT:

Audience: .....

Moment of the day: .....

Type of activity: .....

Description of the activity: .....

.....

.....

.....

.....

Goal: .....

Conclusion: .....

Needed materials: .....



# FIND OUT MORE ABOUT...

## CULTURE

1. What are the most attractive cultural aspects of your city/ country? Comment with your partner.



Traditions



Food



People



Monuments



Festivities

2. Design a brochure promoting your city to foreign visitors. Make it visual and attractive.

3. In groups, choose a city in the world and prepare a presentation about it. Talk about aspects that might be interesting for your partners. You can refer to those in activity 1.



HAVING FUN